



MUFG Sustainability Bonds Reporting (Issuance date 9/6/2020)

Use of Proceeds

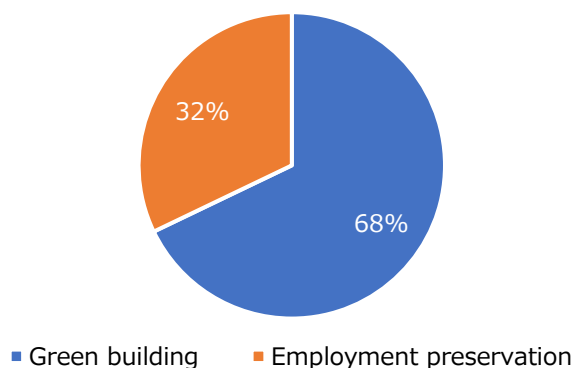
| Eligible Green Projects | |
|---|--|
| <p>Green Buildings</p>  | <p>Financing eligible green buildings*¹ owned by J-REIT (Japanese Real Estate Investment Trust)</p> <p>*1 Real-estate properties which have earned one of the following: Gold or Platinum rating under LEED Excellent or Outstanding rating under BREEAM A or S rating under CASBEE 4 or 5 stars under DBJ Green Building Certification</p> |

| Eligible Social Projects | |
|--|--|
| <p>Employment Preservation</p>  | <p>Financing for small and medium-sized enterprises and sole proprietors adversely affected by the spread of infectious diseases including COVID-19</p> <p>Target populations -SMEs and solo properties</p> |

Allocation of Funds (as of the end of March 2023)

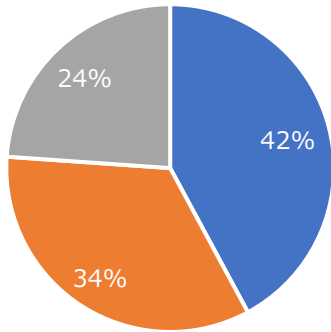
The aggregate amount of loans outstanding as of March 31, 2023 to Eligible Green and Social Projects that were funded by the net proceeds from the sale of the MUFG Sustainability Bonds issued in June 2020 was US\$803 million. By type of eligible project categories, Green Building and Employment Preservation accounted for 68% and 32%, respectively. See the charts below for details of allocation to Green Building (certification and asset type) and Employment Preservation (geographical distribution and industry type) for your reference. The foregoing amounts are U.S. dollar equivalent amounts calculated based on the exchange rate between the U.S. dollar and other currencies and as of March 31, 2023.

By type of projects categories



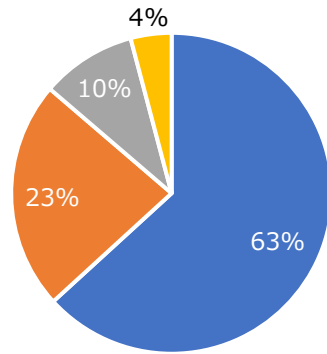
Eligible Green Projects

By Certification



- DBJ green building
- CASBEE
- Both of DBJ and CASBEE

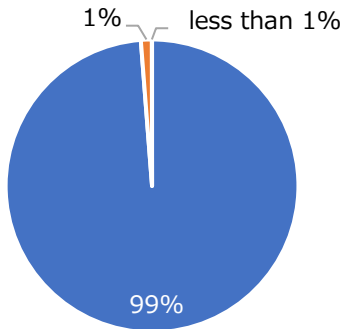
By Asset Type



- Office
- Retail
- Logistic
- Residence

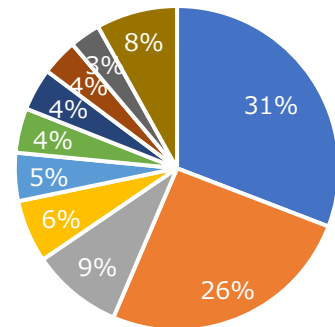
Eligible Social Projects

By geographical distribution



- Kansai region
- Chubu region
- Kanto region

By type of industries



- Wholesale trade
- Manufacturing
- Construction
- Retail trade
- Hotel service and food services
- Scientific research, Professional & technical services
- Real estate
- Transport & postal activities
- Miscellaneous services
- Other

Environmental and Social Impacts (as of the end March 2023)

The environmental and social impacts of Eligible Green and Social Projects to which proceeds from the MUFG Sustainability Bonds issued in June 2020, is as follows:

Environmental Impacts (Green Building)

The avoided annual CO₂ emissions from Eligible Green Projects to which proceeds from the MUFG Green Bonds issued in June 2020 are 1,171 tons, which is calculated in consideration of MUFG bank's share of financing for each J-REIT*², which possesses eligible green buildings. The annual avoided CO₂ emissions are calculated based on the below formula.

CO₂ emission reductions = Tracked CO₂ emissions – Benchmark CO₂ emissions

Benchmark CO₂ emissions
= Floor space (m²) × Benchmark energy consumption*³ (MJ/m²) × Carbon intensity (kg-CO₂/MJ)

*² MUFG Bank's share of financing for each J-REIT is derived as the proportion of MUFG Bank's loan to the total amount of interest-bearing debt

*³ Benchmark energy consumption is published by Comprehensive Assessment System for Built Environment Efficiency (CASBEE)

Annual CO₂ emissions avoided (t-CO₂)

| Office | Residence | Retail | Logistic | Total |
|--------|-----------|--------|----------|-------|
| 549 | 133 | 566 | -77 | 1,171 |

Social Impacts (Employment Preservation)

| | | |
|-------------------------|--|--------|
| Employment Preservation | Number of loans provided to businesses affected by infectious disease including COVID-19 | 1,487 |
| | Number of employments of the business | 29,230 |

Disclosure Policy (conducted in June 2021)

MUFG has received a report on the allocation of amounts equivalent to the net proceeds from the sale of its Sustainability Bonds issued in June 2020 from Sustainalytics in the Netherlands, and the CFO of MUFG has provided management assertions with respect to such allocation.

(As of June 2023)